

Rain Forest Layer Craft

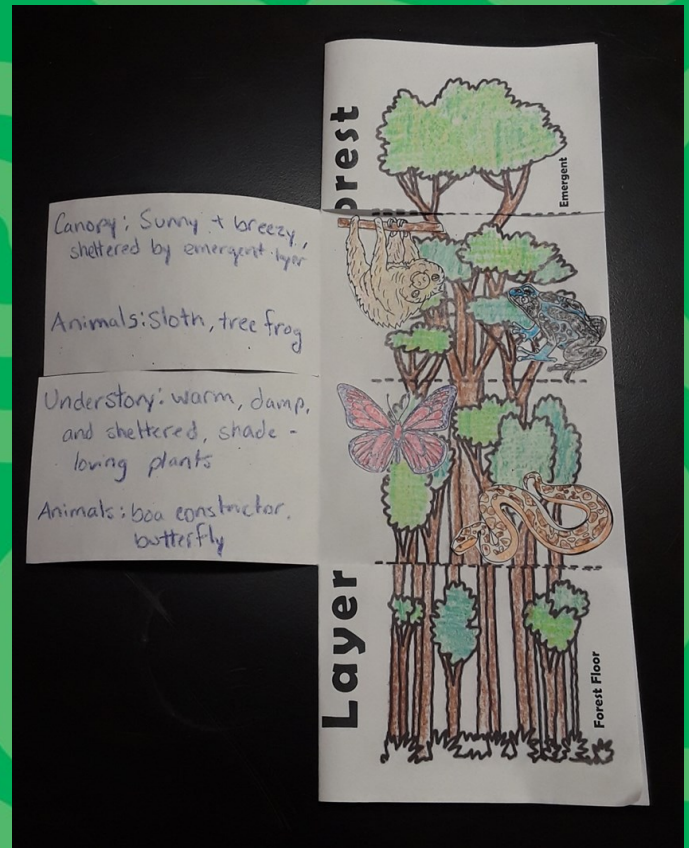
Characteristics of the Layers

Emergent Layer: very sunny and windy, dries out easily; experiences more extreme day to night temperature shifts

Canopy: dense, overlapping branches and leaves; sunny and hot during the day time

Understory: Shaded and damp, humidity is higher than previous layers

Forest Floor: dark and damp, leaf litter and other debris decompose readily



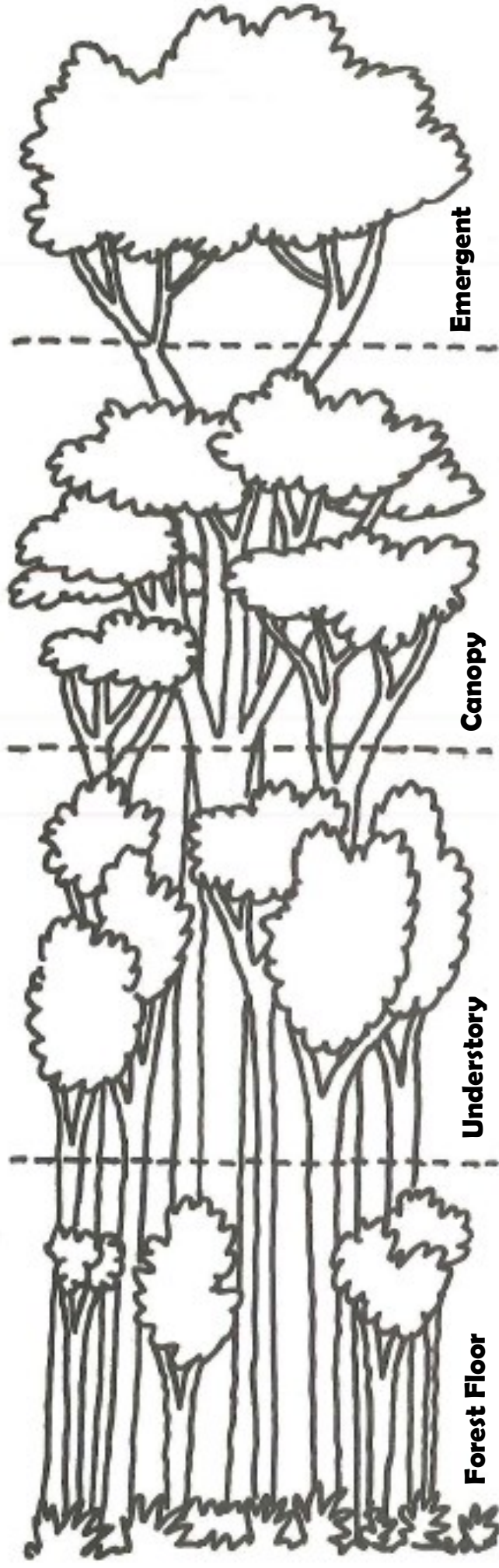
Materials

- Craft outline (below)
- Crayons or markers
- Scissors
- Glue or glue stick

Instructions

- Print out the craft below. The tree pages should be double sided on one sheet.
- Color in the trees and animals of the rain forest.
- Fold the rain forest layer page in half vertically (hot dog style).
- Cut the front flaps of the rain forest layer page on the dotted lines.
- Cut out and past your animals into the correct rain forest layer.


Layers of the Rainforest






Animals of the Rainforest

Emergent Layer



Harpy Eagle




Toucan

Canopy




Poison dart frog

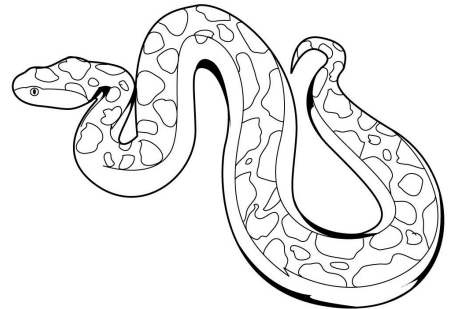


Sloth

Understory




Butterfly




Boa constrictor

Forest Floor



Jaguar



Tapir